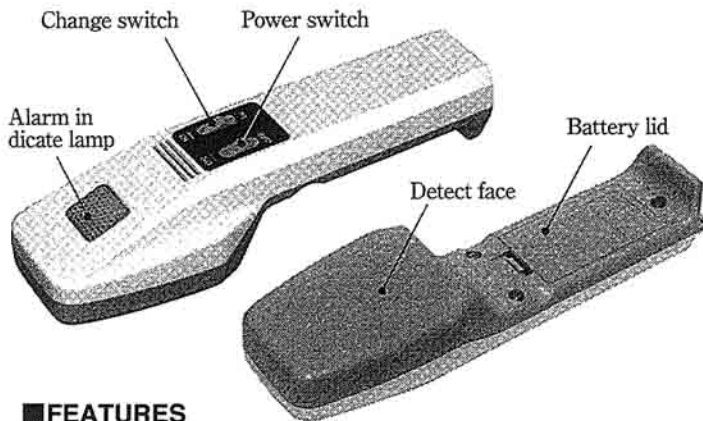


NEEDLE DETECTOR HANDY TYPE FT-30/ST-30C

INSTRUCTION MANUAL



■FEATURES

1.Small and light

Slim is the detector for women's use. The lightest detector ever realized (about 200 gram). You'll not get weary even after a long use due to design based on human engineering.

2.High sensibility with an alarm easy to see

Detection and discovery are easier with wide detective surface, detective construction in accordance with movement of the user, large alarm lamp display and alarm sound.

3.Sensibility selection

Specification of detective position is easier due to two-step selection of sensibility: Hi and Lo.

4.Battery and battery alarm

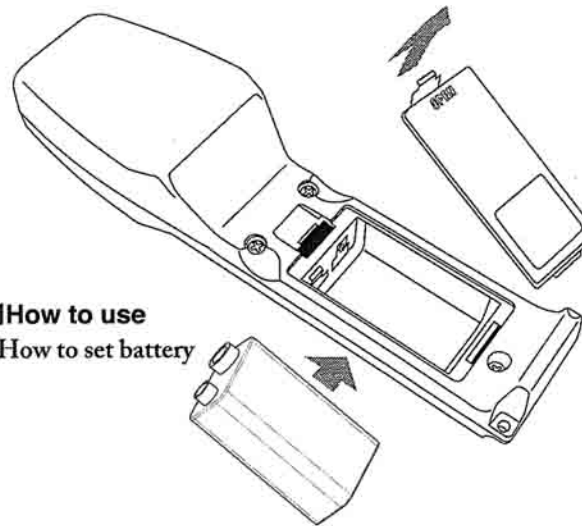
Used is a couple of single-three battery easier to come to hand wherever. Smaller is electric consumption while duration is longer. Exchange time of battery because of consumption tells you an alarm sound.

5.Battery save function

Under stand by, Battery mode is changed to save mode automatically and save battery consumption. When take it in hand, the machine starts automatically.

■ATTENTIONS

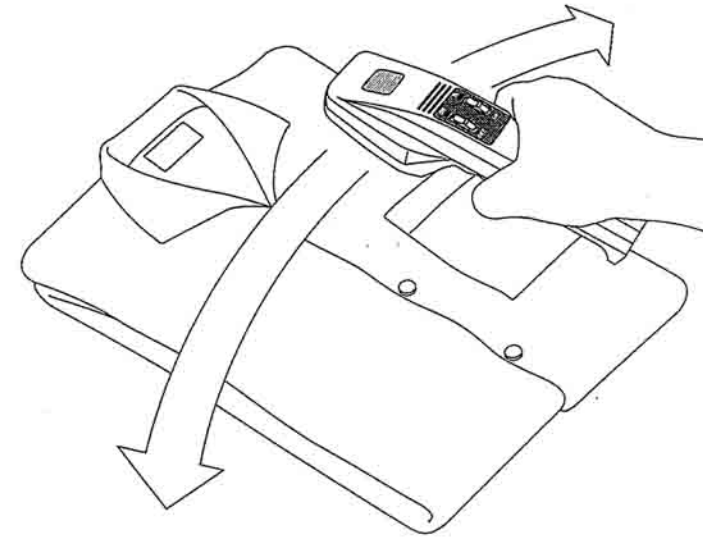
- Handy detector is designed to detect metals adhere able to magnet. Such materials as stainless, aluminum and others which magnet refuses to adhere are not detected.
- Don't fail to carry movement test out prior to detective operation with preparation of a sample to be detected. (Detection is possible within the range of about 3 centimeters from detective surface in case of setting pin's largeness.)
- Erroneous movements might place because of metallic stand, needle, nearby scissors, radio, buckle, magnetic ring, necklace and others.
- Move the handy needle detector smoothly when you try to detect needlessly. If you put it too hard or swing it violently, an erroneous movement might result in.
- Detective sensibility has some directive character. A precise detection is expected when you turn the materials 90 degrees.
- Data might disappear and an accident would take place due to strong magnetism when telephonic card, cash card, wrist watch and others are near around the handy detector.



■How to use

1.How to set battery

2. Confirm whether pieces of iron are stuck onto the surface to be detected or not.
3. Sounds a metallic one when you've set power source to ON, preparing operative conditions. Exchange battery for a new one when the sound keeps, as the battery has been used up.
4. Set sensibility to Hi, before you'll set to move the detector over materials lightly as if drawing an arc. (One swing should be in about a second.)



5. In the case where detective area is too wide, set sensibility to Lo before you'll try the detection once again. Narrower will be the detective area and easier will be the specific center of the area.

In case of iron setting pin, the range is as follows:

Lo: 20mm to 30mm from detective area

Hi: 30mm to 40mm from detective area

■SPECIFICATIONS

Type: FT-30 / ST-30C

Detective method: Magnetic induction

Detective sensibility: In case of iron setting pin of 27mm with diameter of 0.75mm

Lo 20mm to 30mm

Hi 30mm to 40mm

Detection is possible within the range shown above.

Width of detection: 25mm (W) × 50mm (D)

Alarm method: Electronic buzzer, large alarm indicate lamp

Power source: 9 V Battery x 1

Duration of battery: About 200 hours

Size: 60mm (W) × 160mm (D) × 45mm (H)

Weight: about 200 gram